



**Innovative and Intelligent
Manufacturing Solutions**

Our Mission

To design, build, and maintain an offering of converting equipment that is both efficient and innovative to a variety of manufacturing companies. To provide value-oriented solutions and services to solve unique web handling challenges. To deliver exceptional results to our clients through members of our team.



Made in the USA






History & Experience

Pinnacle Converting Equipment manufactures converting equipment and provides converting services to a wide variety of industries. Located in Charlotte, NC, we are a designer and builder of custom converting equipment solutions for optimal manufacturing productivity. Our expertise focuses on web handling challenges seen in processes including slitting, sheeting, core cutting, impulse sealing, unwinding, rewinding, laminating and stacking. In order to provide a solution to your manufacturing needs, our staff will ask the right questions regarding your process and lead the design efforts to achieve your company's goals.

Our team of converting professionals consists of Mechanical and Electrical/Control Engineers, CNC Machinists, Welders, Painters, and Assembly Technicians. Production is predominately in-house, which allows for shorter lead times while producing productive, reliable, and versatile machine solutions.

Pinnacle formed in September of 1995. Our growth and success has been driven by our focused customer service and exceptional staff. Our primary goal is to provide innovative, productive, and reliable machine solutions to each customer while optimizing productivity and capabilities.

**More than
200 Years of
Combined
Converting
Experience!**





Custom Converting Equipment

Building rugged custom converting machinery and equipment is our specialty. We realize that every customer has unique applications that are specific to their business. We listen carefully to customer requirements and specifications while designing and building our custom machines. In order to ensure that each machine is built to meet customer specifics, our sales and engineering teams routinely communicate with the client throughout the entire process.

Whether a goal is based on speed, quality, efficiency, ease of use, safety, or physical space constraints, we focus on providing only the necessary features and controls to achieve each customer's unique objectives. Our design and manufacturing methods eliminate the chance of purchasing unnecessary features on a machine that the customer will never utilize thus maximizing your Return on Investment.




Custom



Handbuilt Machines

In conjunction with our experienced engineering team, each member of our organization plays a role in building every piece of equipment that is shipped from our plant. Utilizing both new and proven manufacturing techniques, our machines are hand built to order in our facility in Charlotte, NC. Each step in the building process is executed by an experienced and dedicated individual who takes pride in his work. In our facility, you will find our manufacturing staff working diligently on each stage of the building process including steel cutting, machining, welding, painting, electrical & mechanical assembly, programming and machine calibration.



Our expertise focuses on challenges in web handling that include slitting, sheeting, core cutting, impulse sealing, unwinding, rewinding, laminating and stacking.

Razor and Score
Slitting Capability

72" Lit Inspection Station

72" Doffing Tree

Heavy Duty
Construction

Slitter Rewinders

Our experience and expertise give us the ability to produce quality slitter rewinders customized to your process and material needs. With thousands of slitting machines in the marketplace, Pinnacle has built slitters that can handle every type of material imaginable. Pinnacle is constantly testing new materials and slitting techniques. Utilizing score, shear, razor, hot-knife, laser and ultrasonic slitting methods, our capabilities include a variety of machine designs ranging from standard offerings to highly customized units. Whether your operation requires high speed, tight tolerance slitting, space saving design, cleanroom requirements, or operator friendliness, we can build a durable machine that is perfectly suited to your operations.



Sheeting Machines

Pinnacle sheeting machines are built with the same precision and durability as our slitter rewinders. By integrating your company's goals and procedures into the design process, our team will provide your company with a machine that can convert rolls of material into sheets with ease. With solid steel plate construction and operator friendly controls, our sheeting machines have proven to be among the most durable and easy to use sheeters in the market. Pinnacle sheeting machines work with materials ranging from commonly produced wovens to highly innovative, cutting edge composites. Regardless of the material and application, Pinnacle will build a machine that will be a highly productive sheeting machine which will provide exceptional, reliable service for years to come.





Core Cutter

The EZ Core Cutter is a low cost solution to cut cores to any width in seconds. This machine has deemed itself extremely useful in operations that require various core widths on a daily basis. The portable and space saving design allows this machine to be located near any slitting machine, allowing operators to quickly transport cores to a slitting machine shaft. There are 2 versions of EZ Core Cutter currently available: the EZ Core Cutter-Razor and the EZ Core Cutter-Round Blade.

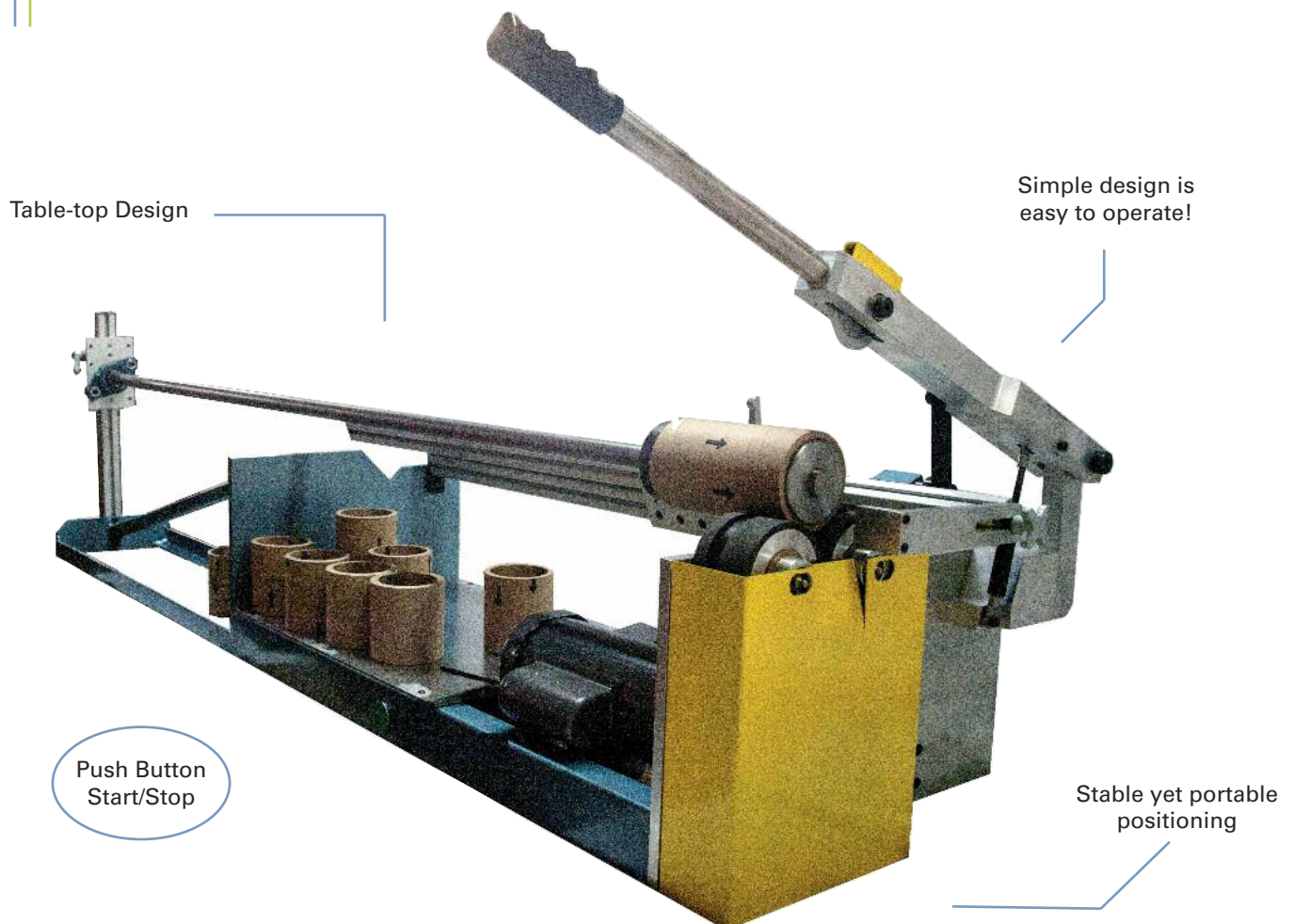
EZ CORE CUTTER-ROUND BLADE (shown below)

Applications:

- ◆ Cuts cores down to 1/4" wide
- ◆ +/- .030 cut tolerance, clean edge
- ◆ Cuts cores from .030" to .5" wall thickness

Available to cut:

- ◆ 1" to 20" diameter cores
- ◆ Mandrel tooling available for any size
- ◆ Cuts fiberboard and plastic cores





Converting Services

We utilize multiple Pinnacle designed and constructed machines to provide contract converting, pilot production, and process development services. We specialize in challenging projects involving custom slitting and rewinding, short run sheeting, roll rewinding, roll doctoring, roll splicing, and salvage rework/rerolling. Our vision is to offer excellent customer service and reliability, as well as, a quick response time. Presently our capabilities include razor, score, shear, and hot knife slitting. Commonly slit materials include: fiberglass, paper, non-wovens, laminates, nylons, synthetics, tapes, adhesives, films, foils, vinyls, print and pattern material.

SLIT METHODS: RAZOR, SCORE, SHEAR, AND HOT KNIFE SLITTING

- ◆ Materials: Wovens and non-Wovens
- ◆ Roll Width: 74"
- ◆ Unwind Diameter: 48"
- ◆ Rewind Outside Diameter: 40"
- ◆ Simplex / 32" Duplex
- ◆ Core Rewind: 3", 6"
- ◆ Core Unwind: 3", 6"
- ◆ Roll Weight: 2000 lbs.
- ◆ State of the Art Line and Edge Guiding
- ◆ Automatic Tension Controls





*Our Parts and Service
Departments are here to keep
you ahead of the competition.*

Parts, Service, Upgrades

Whether you have a Pinnacle or any other converting machine, we are positioned to handle standard and custom converting machine parts, services, and maintenance issues. Pinnacle proudly services all models of converting machinery and equipment in all parts of North America.


Contact us for assistance with:

- ◆ Routine Check-ups and Maintenance
- ◆ Emergency Service
- ◆ Diagnostics and Troubleshooting
- ◆ Machine Set-up and Alignment
- ◆ PLC Upgrades and Programming (either on-site or through remote access)
- ◆ Parts (motors, cylinders, sprockets, belts, chains & other items)
- ◆ Machining process improvements involving laminators, coaters, flat belt conveyors and other web handling equipment

CONVERTING MACHINE SPARE PARTS AND COMPONENTS

We also supply spare parts for Pinnacle machines, as well as other converting machines. Pinnacle has relationships with well respected parts and electronics manufacturers such as Nexen, Red Lion, Fife, Tidland, and Converttech*. Pinnacle receives OEM pricing from most parts and components manufacturers. As a result, we are able to provide competitive pricing to our clients. Pinnacle engineers have access to extensive parts libraries and provide quick turnaround for your orders.

*all trademarks are properties of their respective owners.




Rebuilds



Upgrading safety features, innovations in controls technology, aesthetics, or a decline in overall efficiencies are all valid reasons to modernize current equipment. If your company is working with machinery that has worn parts or dated controls, consider Pinnacle's rebuilding and upgrading services. Due to ongoing communication with parts and component suppliers, our engineering staff is well versed in the most current machine technology. Our team is ready to bring converting best practices to your organization. Whether you have an older Pinnacle machine or another manufacturer's unit, we can add value to your business by modernizing your most highly valued and utilized asset.

Custom



Pinnacle Converting Equipment & Services, LLC

1720 Toal Street, Charlotte, NC 28206

704.376.3855 FAX: 704.376.2207

www.pinnacleconverting.com